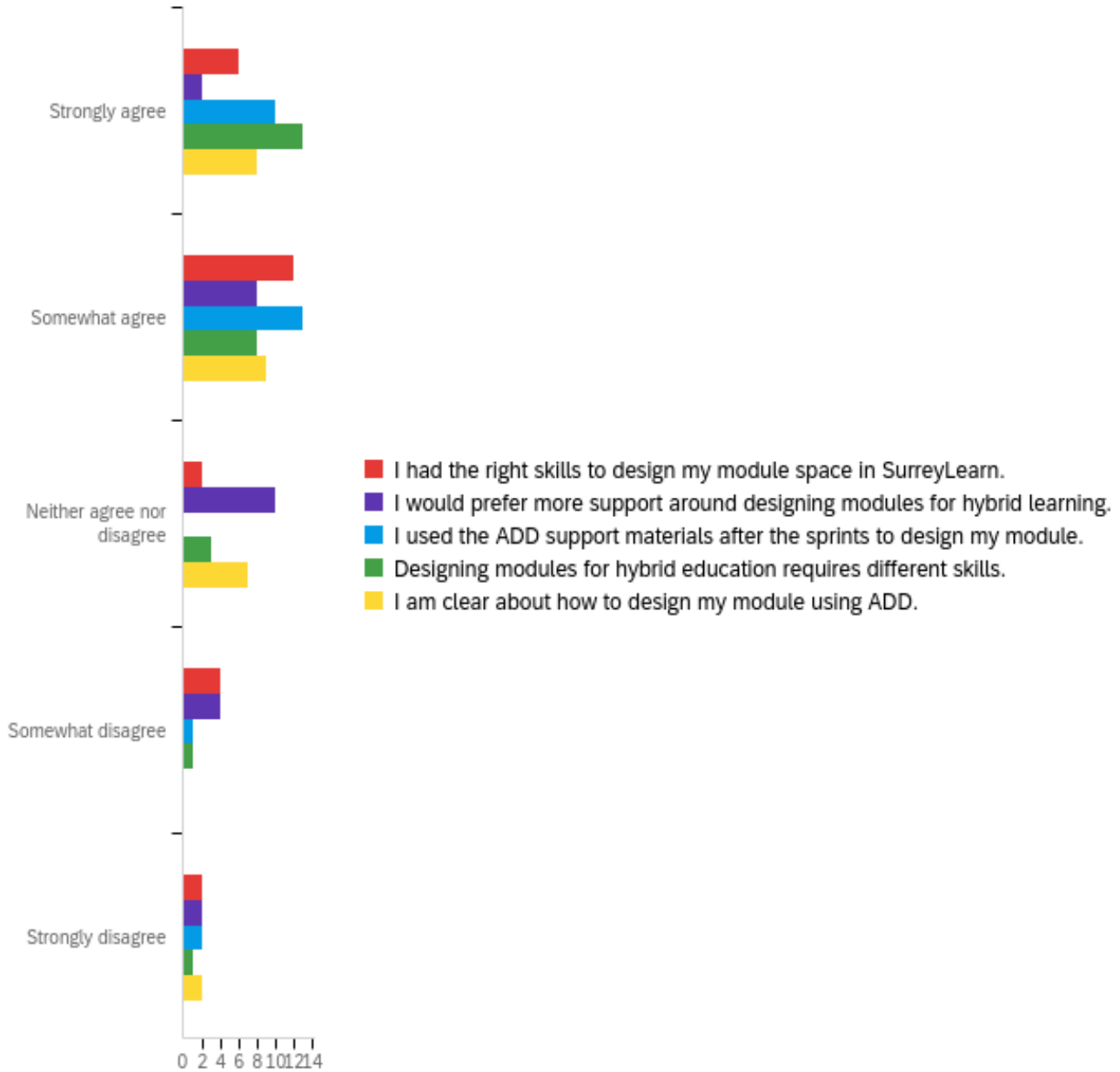


Qualtrics Report

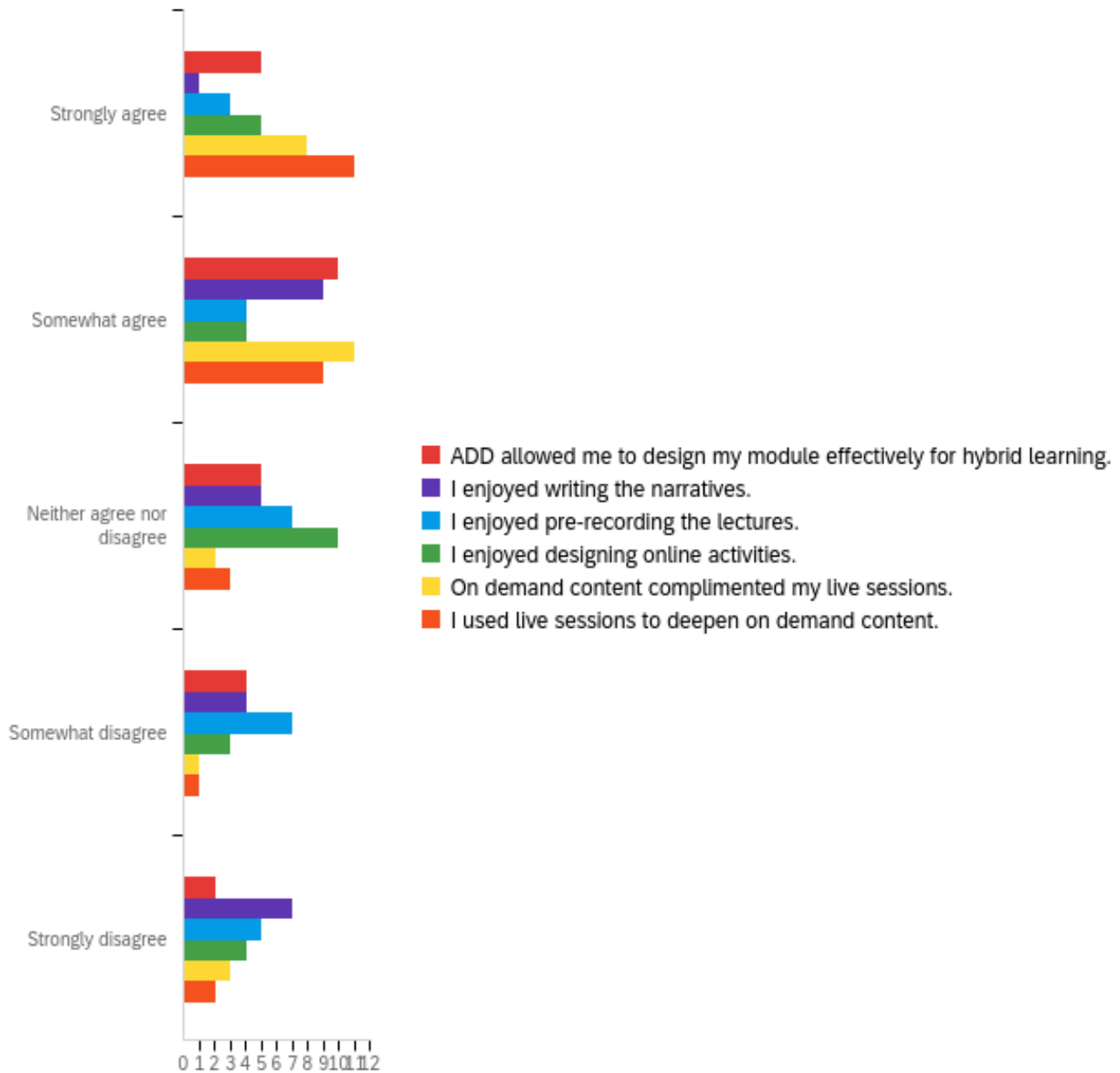
ADD Staff Survey (edited and reduced version)

January 6th 2021, 3:38 pm GMT

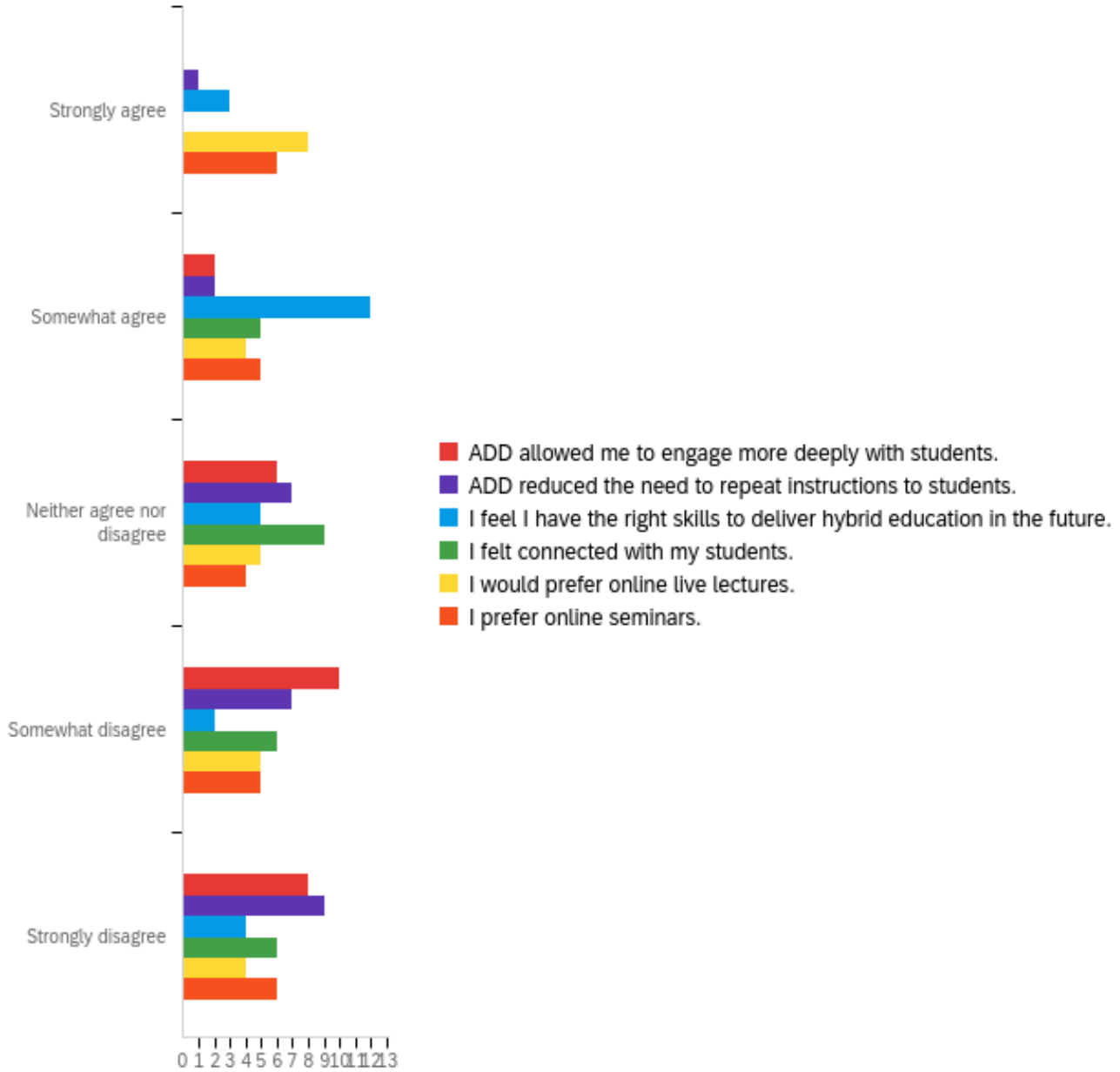
Q2 - Please indicate to what extent you agree/ disagree with the following statements about skills and support regarding ADD:



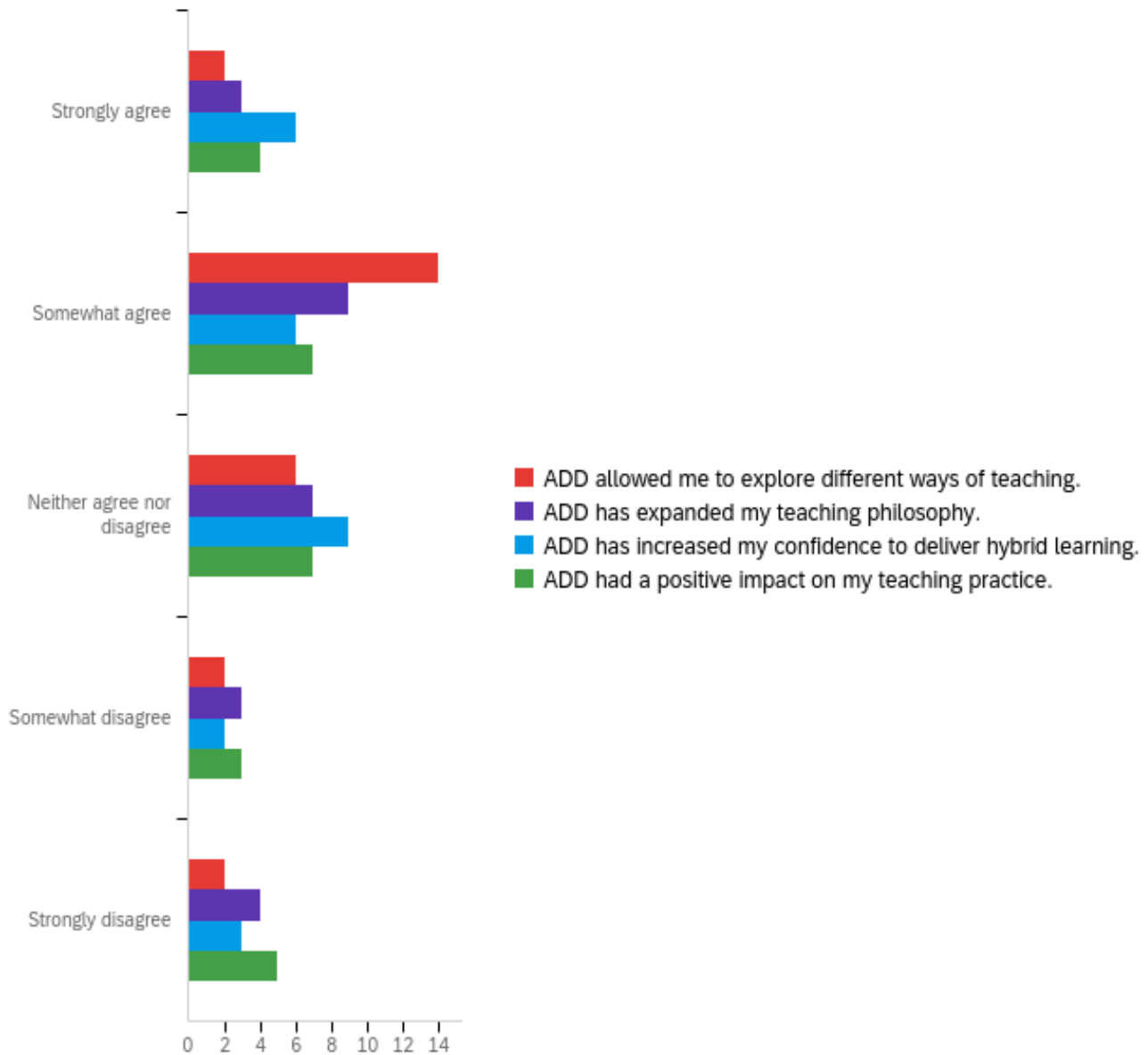
Q3 - Please indicate to what extent you agree/ disagree with the following statements about the implementation of ADD:



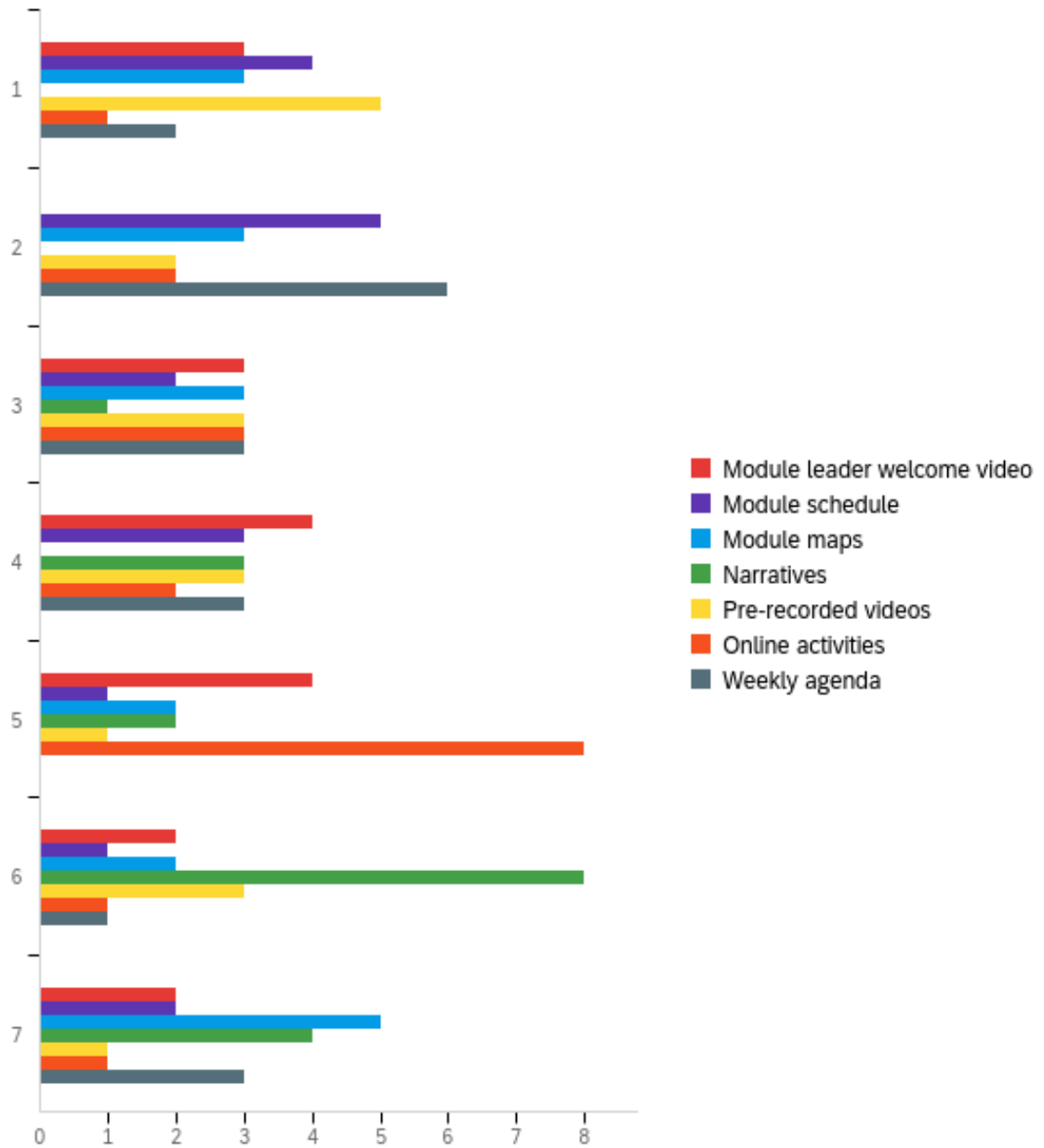
Q4 - Please indicate to what extent you agree/ disagree with the following statements about delivery of ADD:



Q5 - Please indicate to what extent you agree/ disagree with the following statements about how ADD impacted your teaching practice:



Q6 - What elements of ADD do you think are most supportive for student learning and should continue to be accessible for students in the next semester? Please use the ranking option, with your top suggestion as number 1.



Q7 - 1. If you would have to give advice to a new colleagues on how to prepare for hybrid teaching, what would it be?

Approach it with an open mind. Do not be afraid to try something new.

Start with a 'blank sheet'.

Think differently about teaching overall; this is not about moving your 2 hour lecture online. It will require thinking your overall teaching again.

Planning well in advance as it is time-consuming the first time you will design your module.

Think about whether you are teaching a first or third-year module - first year's may need more clear scaffolding guidance

Don't spend too much time writing and duplicating narratives, keep it really simple for students as to what they have to do each week. Use short bite-sized videos - it is easier and students prefer them. Everything takes a lot longer than you expect when working online so reduce the amount of essential work you give them and perhaps add some of the tasks into optional 'independent learning'.

Prepare well in advance. Experiment with the technical elements to enhance delivery.

Start with a draft module map idea. Then fill in a schedule of what you'd like to cover. This will change once you actually start compiling slides for the recordings. Think about how we can effectively get the learner to deepen their learning themselves. Therefore the resources should encourage students to self-pace themselves through the materials in each week.

summarising the weekly content. cross-checking the content with relevant modules in the programme. communicating with the teammate(s) before designing the content.

Time required to create online videos

Think about how the seminar content will add value, engage and challenge the students: assume they have listened to the teaching (lecture) already Design seminar material which is possible in class and on-line. Don't 'lecture' in the seminar. Have a very clear message each session.

ensure students that they can reach you (via Zoom, email, etc.) during the distant/hybrid learning.

Attend ADD workshop.

Dedicate a lot of time for the development of the module

Put yourself in the position of the learner. Don't think that because you have added the content on the VLE that the student has engaged or understood it.

Give yourself much more time than you think you need.

Improve digital skills

Just start by engaging with the digital platform. Then ask questions.

Q8 - 1. Which three words would describe your approach to hybrid education?

1. Which three words would describe your approach to hybrid education?

Challenging Interesting Demanding

Flipped Classroom

interactive; committed; fun

Systematic Consistent Dutiful

interactive - collaborative - adaptive

Energetic. Committed. Creative.

1) Self-pacing 2) Deeper learning 3) Effective

Flexibility Variety Disparity

creative, structured, focused

Add Value (to/for) Students

being clear, informative, and responsive for students' doubts/concerns.

Interesting, innovative, time consuming (very very very time consuming).

Time management, good mic and short videos

enthusiastic, pragmatic, measured each word illustrates different stages of the timeline from development to delivery.

Challenging, stimulating, frustrating

Great in the circumstances. But it is never going to be better than personal contact ...